

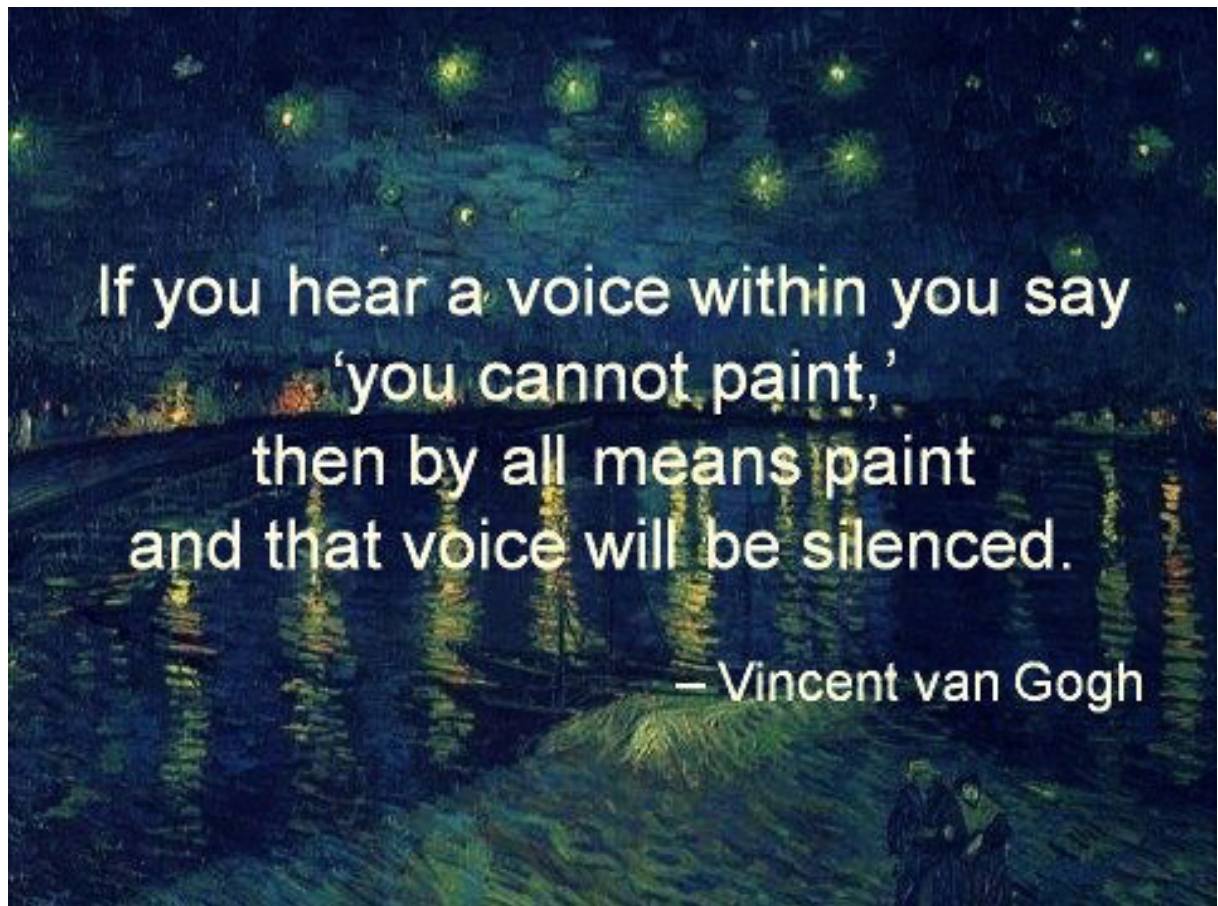
Absolute Beginners

The course is absolutely fine for absolute beginners. Just bring along your desire to learn, your paints & your holiday spirit, that's all.

| "Every child is an artist. The problem is how to remain an artist once he grows up" – Picasso

We understand that you might be feeling apprehensive, but why not come & give it a try... *pourquoi pas?*

| « One of the most striking features of adult students is their anxiety that they might be making themselves look foolish, or that they might be exposing themselves to failure. »
Jenny Rogers, Adults Learning.




Absolute beginners are on a steep learning curve. This can be tremendous fun but also hard work. In my experience teaching beginners these last twenty five years, some adults do better on this learning curve than others. They tend to be the ones who enjoy learning & are willing to give it go. But all have learning leaps, master the basic skills of painting and start to discover the pleasure of their own creativity. I don't guarantee a masterpiece. There are no shortcuts.

A Painter's Progress – From Absolute Beginner to Intermediate!




First Workshop, First Painting



First Workshop, Last Painting



Second Workshop



Third Workshop

By the end of the course, you will:

- have made at least one finished painting and one drawing.
- have basic working knowledge of your art materials.
- how to set up & paint outside
- some drawing techniques
- intro to colour & how to mix it.
- paint outside from reality, not photographs.
- learn to perceive better.
- better understand what is involved in painting outside and what goes into making a good painting.

This is a course that specialises in plein-air (painting on location) & colour. You can also work in the studio at your own pace. I teach in group in the morning & individual attention in the afternoon.

I must tell you that plein air painting is difficult. But very rewarding. It teaches you to see clearly in a way that helps you paint.

I have found that the company of other painters & students brings you up. You will find the other students very supportive & helpful. An intense course is more rewarding than a year of evening classes.

For more information about the art course, please read this page about the art course and go & see what other absolute beginners have achieved(in the galleries of student's paintings):

<https://www.artists-atelier.com/painting-courses>

Why not have a look at what others had achieved on our courses?

Here's our [Gallery of Student Paintings](#). You'll be surprised at the range & quality. I am! There's also some great quotes about learning to paint on this page. Reading them will give you inspiration, guidance & motivation.

Pre Course Lead in

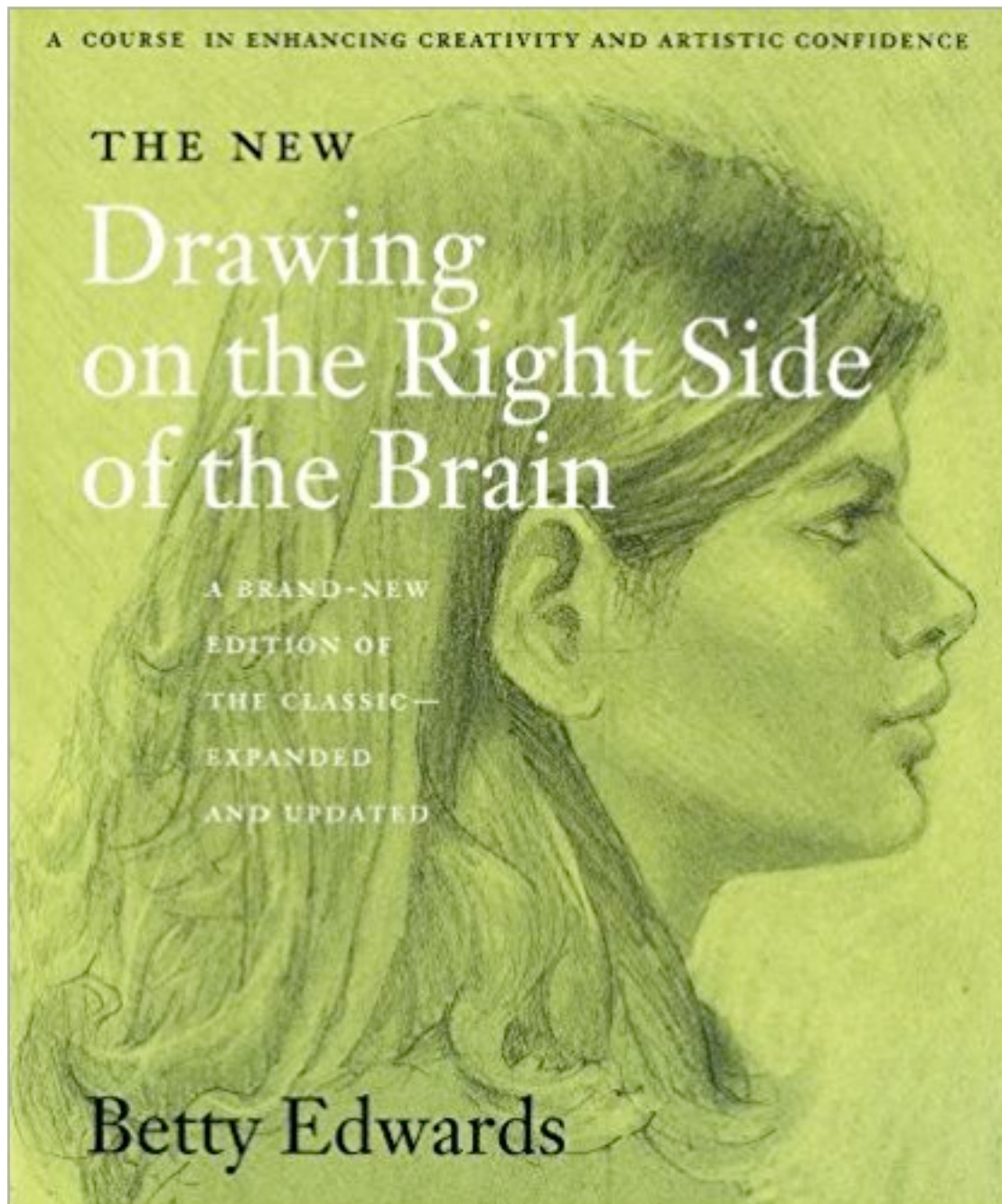
It is a good idea to get to know your materials in the safety of your own home beforehand. Get them out & play with them. I will send you a few exercises. & a basic

painting for you to copy.

Here is the materials list . Please read it carefully. It contains some tips as well.

<http://www.artists-atelier.com/contact/materials-list/>

Beginner's might wish to work their way through the [Betty Edwards Drawing Course](#). This has become the standard 'how to draw' book. Do the exercises. They are time honoured exercises, belonging to all artists. Betty hasn't invented them but given them a new spin. You don't have to believe her take anthem, just do the exercises. They are a good place to start.



The New Drawing on the Right Side of the Brain Paperback - 5 Nov 2001

by Betty Edwards (Author)

If you are a beginner or intermediate in skill, you may feel you are lacking « creativity. » Copying from photos or other painter's work is fine whilst you are learning. Use it to practice making things look accurate & learn technique. But even so, strive to work your own way into the subject. As you master each basic skill, you can add by changing colours, by moving objects around, etc. Be creative, adapt and make it your own. Strive to learn skills then apply them in your own special way.

As much as possible, work from REAL LIFE rather than photos. This will help you to learn to look in a way that will help you to paint. Also, in my experience, it will deepen your vision on the world as the more you look, the more you see.

Learning perceptual skills will bring you to a greater awareness of what it means to experience (and thus to be alive). Children have a great capacity for wonder and amazement because they frequently just stop and stare... Why not let your mind wonder about. Go out for a walk. put it on the back burner. You will see your own painting in a new light ... eventually.

#painting/students